

Route around St George's Chapel during visitor opening hours

Entry is via the south door (three steps & handrail). There is an alternative step free access to which you can be shown by a member of the Chapel staff.




From the South door turn left into the Nave. The Nave floor consists of stone pavings throughout.


There are plenty of chairs which can be used by visitors.



As you leave the Nave to head towards the North Quire Aisle there are two sets of steps. The first set of three steps has a handrail and also has a permanent wooden ramp in place. The second, single, step is covered by a carpeted ramp.



The north Quire Aisle has stone paving with some engraved ledger stones in the centre.



From the North Quire Aisle into the Quire there are three steps with a handhold. A temporary ramp (maximum load 300kg) can be placed here by the Chapel staff if required (as shown in the right hand photo) but please be aware that, if there is a high volume of visitors, this may take a moment or two.




There is a single step down into the centre of the Quire. This is highlighted by a flashing light either side and by the presence of a prie dieu by the step.

A temporary ramp can be placed at this step by the Chapel staff if required (as shown in the photo below) but please be aware that, if there is a high volume of visitors, this may take a moment or two.



The exit from the Quire to the area beneath the organ screen is down two steps. A temporary ramp can be placed at this step by the Chapel staff if required (as shown in the photo below) but please be aware that, if there is a high volume of visitors, this may take a moment or two.



The route from under the organ screen to the South Quire Aisle is via a single step. A temporary ramp can be placed at this step by the Chapel staff if required (as shown in the photo below) but please be aware that, if there is a high volume of visitors, this may take a moment or two.




The South Quire Aisle has stone paving with engraved stones in the centre. There are four display cases on the right hand side with items from St George's Chapter Library & Archives.





At the end of the South Quire Aisle is a table which can be used to write prayers. Prayers left here are offered at one of the early morning services the following day.

The exit from St George's Chapel to the Dean's Cloister is via a wooden ramp or via two steps as shown in the two photos below.



The Chapel shop (which sells different stock from Royal Collection shops elsewhere in the Castle) is located in the Dean's Cloister. The floor is stone which is a little uneven in places. There are two tills, one at each end of the shop.



The exit to return to the precincts of the Castle is via the Galilee Porch (seen on the right) which has a stone floor.



For the visitor route elsewhere within Windsor Castle please see
https://www.rct.uk/sites/default/files/Windsor%20Castle%20photo%20journey_May_2022.pdf

